
Law School Student Essentials



Welcome UNE Law School

Since establishment in 1993, UNE Law has developed an important position in Australia's legal and scholarly community.

02 6773 4578 | law.enquiries@une.edu.au

une
University of
New England

Law

Table of Contents

<hr/> <table border="0" style="width: 100%;"> <tr> <td style="width: 80%;">How to use your UNE Law School Student Essentials</td> <td style="text-align: right;">5</td> </tr> <tr> <td>Welcome from The Head of School</td> <td style="text-align: right;">6</td> </tr> <tr> <td>Welcome from The Law School Courses Coordinator</td> <td style="text-align: right;">7</td> </tr> <tr> <td>The UNE Law School Vision</td> <td style="text-align: right;">9</td> </tr> <tr> <td> <ul style="list-style-type: none"> ● Our Vision, A Vibrant Learning Community ● UNE Law Students' Society </td> <td></td> </tr> <tr> <td>Communications and the Law School</td> <td style="text-align: right;">11</td> </tr> <tr> <td> <ul style="list-style-type: none"> ● Key Contacts ● AskUNE (Student Success) ● Law School Community Site and Social Media ● UNE emails ● Communicating with respect </td> <td></td> </tr> </table> <hr/>	How to use your UNE Law School Student Essentials	5	Welcome from The Head of School	6	Welcome from The Law School Courses Coordinator	7	The UNE Law School Vision	9	<ul style="list-style-type: none"> ● Our Vision, A Vibrant Learning Community ● UNE Law Students' Society 		Communications and the Law School	11	<ul style="list-style-type: none"> ● Key Contacts ● AskUNE (Student Success) ● Law School Community Site and Social Media ● UNE emails ● Communicating with respect 		<hr/> <table border="0" style="width: 100%;"> <tr> <td style="width: 80%;">Getting Started – The Basics</td> <td style="text-align: right;">13</td> </tr> <tr> <td> <ul style="list-style-type: none"> ● UNE101 - Orientation to UNELaw School ● MyUNE - Accessing your Law School Units ● Learning online at UNE ● Online learning in Law School Units <ul style="list-style-type: none"> – MyLearn – Zoom and ECHO360 ● IT Support for Students ● Timetables <ul style="list-style-type: none"> – On campus – Online ● Intensive Schools ● Law School Unit Textbooks and Resources: Prescribed and Recommended – Reading List ● AGLC4 – Australian Guide to Legal Citation (Referencing in Law) </td> <td></td> </tr> <tr> <td>Academic Integrity and Generative AI for Law School Students</td> <td style="text-align: right;">17</td> </tr> <tr> <td> <ul style="list-style-type: none"> ● AIM and AIRLI Badges ● Academic Misconduct </td> <td></td> </tr> <tr> <td>Law School Student Checklist</td> <td style="text-align: right;">19</td> </tr> </table> <hr/>	Getting Started – The Basics	13	<ul style="list-style-type: none"> ● UNE101 - Orientation to UNELaw School ● MyUNE - Accessing your Law School Units ● Learning online at UNE ● Online learning in Law School Units <ul style="list-style-type: none"> – MyLearn – Zoom and ECHO360 ● IT Support for Students ● Timetables <ul style="list-style-type: none"> – On campus – Online ● Intensive Schools ● Law School Unit Textbooks and Resources: Prescribed and Recommended – Reading List ● AGLC4 – Australian Guide to Legal Citation (Referencing in Law) 		Academic Integrity and Generative AI for Law School Students	17	<ul style="list-style-type: none"> ● AIM and AIRLI Badges ● Academic Misconduct 		Law School Student Checklist	19
How to use your UNE Law School Student Essentials	5																								
Welcome from The Head of School	6																								
Welcome from The Law School Courses Coordinator	7																								
The UNE Law School Vision	9																								
<ul style="list-style-type: none"> ● Our Vision, A Vibrant Learning Community ● UNE Law Students' Society 																									
Communications and the Law School	11																								
<ul style="list-style-type: none"> ● Key Contacts ● AskUNE (Student Success) ● Law School Community Site and Social Media ● UNE emails ● Communicating with respect 																									
Getting Started – The Basics	13																								
<ul style="list-style-type: none"> ● UNE101 - Orientation to UNELaw School ● MyUNE - Accessing your Law School Units ● Learning online at UNE ● Online learning in Law School Units <ul style="list-style-type: none"> – MyLearn – Zoom and ECHO360 ● IT Support for Students ● Timetables <ul style="list-style-type: none"> – On campus – Online ● Intensive Schools ● Law School Unit Textbooks and Resources: Prescribed and Recommended – Reading List ● AGLC4 – Australian Guide to Legal Citation (Referencing in Law) 																									
Academic Integrity and Generative AI for Law School Students	17																								
<ul style="list-style-type: none"> ● AIM and AIRLI Badges ● Academic Misconduct 																									
Law School Student Checklist	19																								



Got any questions? +61 2 6773 2135 (if calling from overseas) or 1800 818 865 (from within Australia) or study.une.edu.au

une.edu.au/law | une.edu.au/study/international | [facebook/unelaw](https://facebook.com/unelaw)



Steps to Success – Your UNE Law School	20	Your Assessments	30
<ul style="list-style-type: none"> ● Structuring your Study – Your Course <ul style="list-style-type: none"> – Course Plans – Listed or Elective Units – All Law Units – Honours ● Transition to new Bachelor of Laws (LLB) Curriculum – 2020 		<ul style="list-style-type: none"> ● Assessment ● Written Assignments <ul style="list-style-type: none"> – Style Guide for Assignments – Word length and penalties – Calculating the Word Count, Acronyms – Referencing and Plagiarism – Checking the Originality of your Assignment - TURNITIN – Assignment Submission Method – Assignment Extensions – Late Submission Penalties – Marking and Assignment Results – Marks displayed in MyLearn ● Examinations <ul style="list-style-type: none"> – Types of Law School Exams – UNE Examination Periods – Past Exam Papers 	
UNE Law School Core Units	23		
UNE Law School Listed (Elective) Units	24		
Managing your study	26		
<ul style="list-style-type: none"> – UNE Principal Dates – Your First Trimester/Year – Academic Support – Other Support – Student Access and Inclusion – Oorala Aboriginal Centre – International Students – Towards Graduation 			
Supporting your learning	28	UNE Result codes and grading system	34
<ul style="list-style-type: none"> ● Academic Support ● Law Skills Hub ● UNE Library <ul style="list-style-type: none"> – Legal Research Videos 		Trouble-shooting	36
		<ul style="list-style-type: none"> ● What can I do if the unexpected happens? <ul style="list-style-type: none"> – Special consideration – Deferred Examinations – Special extension of time (SET) – Carry-forward of marks – Withdrawal without penalty from units – Appeals 	
		Other support services	39

How to use your UNE Law School Student Essentials

Your road map ...

The UNE Law School Student Essentials contains *overviews* of key information to help you on your Law School journey. This is your road-map, and it is intended to be read on screen. It is paginated in landscape to match the shape of most computer screens. It guides you with **embedded links** in key areas that take you to detailed explanations, academic resources, and more information to help you through your studies.

The e-version of this Student Essentials will always be the most current version as updates are made every trimester. It is always accessible via every unit's MyLearn site and via the **Law School's website**.

If you decide to *print* the Student Essentials, please be aware that the information is subject to regular change. You must check

the current e-version before you rely on information in a printed or saved version.

We want this **Law School Student Essentials** to be a key resource throughout your student experience, so we welcome your input and suggestions.

Please let us know if any links or access to resources seem problematic
law.enquiries@une.edu.au



Welcome Law Students

The world has changed a lot over the last five years, but it is clear that we need people that understand the rule of law and how it builds our civilization. Over your time at UNE you will need to focus on the smallest details and how they can influence the big picture.

You will read a great deal, and learn how to make sense from text that is often complex or even intractable. By looking at the formation and implementation of our laws and policies you may spot inequity, and attempts to move towards a fairer use of regulation.

You will have the opportunity to gain the proficiencies that make lawyers people that can contribute to a better society. I welcome you to this part of a lifelong journey of understanding.

Please read this Law Student Essentials carefully so that you are fully aware of all information to help you in your studies at UNE Law. The University and the Law School has many policies which govern your responsibilities as a Law School student. This includes the developments in OpenAI (ChatGPT) generative AI software.

Yours sincerely,



Professor Mark Perry
Head of UNE Law School





Welcome from the LLB Courses Coordinator

Dear Law School Student,

I would like to welcome you to the Law School and the study of law. As the LLB Courses Coordinator, I oversee the Bachelor of Laws (LLB) - 3 years and 4 years and the Bachelor of Laws (LLB) double degree courses.

As a discipline Law is challenging, interesting, important and fastmoving. You are embarking on a journey that will change you and your understanding of the world. Law is a discipline where your work and commitment can have a profound impact on those around you, including your clients, your colleagues, and the wider community. That journey starts here at university, where we will invest you with the knowledge and skills to practice as a lawyer or within other professions and industries. Like so much else in life, you will find that the more you put into your studies, the more benefit you will derive from them. Those benefits can resound with you for years to come so the ‘investment’ you make in your studies here at university will reap benefits for you for the rest of your life.

Our law degrees are professionally accredited, which means they are required to conform with certain standards in terms of academic rigor and content. Accreditation implies certain high expectations and as a result places an obligation on us to ensure that our graduates acquire the academic knowledge and skills that the society and the legal profession expects from law graduates. There are a couple of specific implications of professional accreditation that I wish to mention here.

First, those expectations mean that you need to be careful about the number of units you undertake in each trimester. It is important to take seriously the expectation conveyed by the Credit Point and Student Workload Policy which is that each unit requires approximately 150 hours

of study (subject to pre-existing skills and knowledge). That equates to about 11 hours of study for each unit per week. When considering how many units you can study, recall that study requires intense concentration, so in a full day it may be difficult to study more than seven hours, even if you have no other commitments. If you are studying part-time and have work and family commitments, obviously this will also have an impact on the amount of time you can study.

Although some UNE course plans indicate that a full-time load is four units per trimester, studying three units a trimester is generally considered to be a full-time load. In Law, our experience is that students achieve better results when undertaking no more than three units per trimester.

A second implication of professional accreditation lies in the scope of reasonable adjustment available for students with a disability, health condition, access needs or equity support. The Law School is committed to ensuring that students with disabilities are treated fairly. Students with disabilities may be provided with accommodations in teaching and/or assessment methods, provided such accommodations do not compromise those requirements that are inherent to the degree. Inherent degree requirements for the practice of law take that into account.

In relation to your progression through the degree, you are strongly encouraged to follow the order of units suggested in the course plans. The degree represents a progression, through 100, 200, 300 and 400 level units, in terms of the skills required. With some units, successful completion requires the knowledge and skills developed in earlier units, so be mindful of the prerequisites and co-requisites for units. In relation to the course plan, students should, in the first instance, seek advice from Student Success via AskUNE. Students can also seek some advice on their course by contacting our First Year Advisor, Ms Nola Holmes.

I wish you the very best in your studies.



Yours faithfully,
Mr Paul Sattler,
LLB Courses Coordinator

The UNE Law School Vision

Our goal is to make you feel supported as a valued part of our vibrant learning community.



Our Vision – a Vibrant Learning Community

Through its courses and units of study, the **UNE Law School** provides you with a rich suite of learning opportunities that aim to develop your legal knowledge and legal professional skills, including the key skill of critical and analytical thinking. At the same time, we aim to ensure that your learning environment inculcates a culture of mutual respect and reciprocal responsibilities. Our goal is to make you feel supported as a valued part of our vibrant learning community.

As Law students, you are entering the legal profession's community of practice and it is appropriate that you are introduced at this early stage to the legal profession's ethics, values and practices. This means that you not only need to demonstrate academic integrity, but you are required to manage your time and relate courteously and professionally with your peers and UNE staff. The School's expectations of its students

are reflected in various key documents. The **Inherent Requirements for Studying Law** contains requirements across key domains including:

- Ethical behaviour;
- Behavioural stability;
- Communication;
- Cognition; and
- Professional and Academic Conduct.

Of course, our responsibilities are reciprocal, as reflected in the **Minimum Expectations of Law Staff and Students**. There are also a range of **Law School Policies** and **UNE Policies** that govern various aspects of university life and decision-making. Students should familiarise themselves with the key areas, access them as needed, and adhere to the standards expected of members of the Law School's community.



UNE Law Students' Society

The UNE Law Students' Society (UNELSS) is a student-run organisation that provides services to UNE law students, both on campus and online.

The LSS organises academic, cultural, social and sporting activities to foster a sense of community and to supplement students' legal education.

unione.unelife.com.au/Clubs/lss

lsociety@une.edu.au

www.facebook.com/UNELawStudents/?_rdr

Communications and the Law School

Key Contacts

Use **AskUNE** for all administrative enquiries and formal applications relating to your unit or course.

Law School Administrative staff can be contacted on:

02 6773 4578 or law.enquiries@une.edu.au

Individual Law School staff:

[Complete list here](#)

Other key staff contacts:

[Complete list here](#)

Postal address and personal visits:

UNE Law School
Economics Business Law (EBL) Building,
W37 & 38 (West side of Campus)
Trevenna Road
Armidale NSW 2351.

AskUNE (Student Success)

Student Success is the focal point of contact for all your administrative enquiries during your study at UNE and in the Law School, including **courses**, and **selecting and enrolling in units**.

Contact Student Success via **AskUNE**

or directly on:

02 6773 2000 or askune@une.edu.au



Law School Community Site and Social Media

The Law School communicates with you to keep you up to date with resources and information relevant for law students and the legal profession. Connect with us!

1. UNE Law School **Community Site**

You will be automatically enrolled in the Law School Community Site in MyLearn which is a key messaging platform between the School and students.

2. UNE Law School **Facebook** page

Stay up to date with any events or information relevant to the Law School and your law studies.

3. UNE Law School on **LinkedIn**.

4. The UNE Law School **YouTube** channel.

Please keep in mind that when using social media and other online environments that the **[Social Media Policy](#)** and the **[Cyberethics Guidelines](#)** must be followed.

UNE Email

All correspondence from UNE and the Law School will be sent to your UNE student email account, not your external email account. You are required to check your UNE email account regularly, weekly at least, to make sure you stay up to date with information from UNE and the Law School.

You can redirect your **UNE email** to receive email at your external email account, but when you send email, you must use your **UNE email account**. If you have a query about your course or you are making a formal application related to a unit, please submit it via AskUNE, rather than email. This assists our student record management system and allows us to triage the query to the appropriate person in the School or university.

Communicating with respect

It is important to the Law School that students and staff feel safe in interpersonal interactions, whether those interactions are in person or online. When communicating with others, contributing to MyLearn discussion forums, and even on externally run unit Facebook pages, please ensure that communication is respectful. Emotionally intelligent communication requires us to consider how communications will be viewed by recipients, including those from diverse backgrounds.

Students should be aware of the **Cyberethics at UNE Guidelines for Students on Online Behaviour**, which is a guide to good behaviour and staying safe in online communication. If you feel that there has been a breach of these guidelines in your unit you should **contact your Unit Coordinator, or to make a formal complaint**, refer to the **Complaints, Compliments and Feedback** page.

Please be aware that UNE's Communication and **Cyberethics** policies are strictly enforced.

All students should refer to the following links to ensure that they fully understand their rights and responsibilities associated with online use:

- **Student Behavioural Misconduct Rules**
- **Email Operating Procedures**
- **Information and Communications Infrastructure Policy**
- **Social Media Policy**
- **Prevention of Harassment, Bullying and Discrimination Policy**

Getting Started – The Basics

UNE101 Orientation to UNE Law School

For all new UNE students, the Online Orientation resource **UNE101** provides quick videos and information to help you set-up, learn about, and access all aspects of your **MyUNE** student experience, including how to enrol in units and how to access **MyLearn**. **UNE101** also includes a dedicated **Law & Legal Studies** module.

University study requires students to be self-motivated and to some extent, self-directed. The Law School assumes new students will have completed **UNE101**.

Accessing your Law School Units (2 methods)

Log in to **MyUNE** from the UNE homepage using your current **UNE username and password**. Click the "**My Study**" tab, where a list of the units in which you are currently enrolled will be displayed. Special sites, like the AIRLI and Academic Integrity Module, are listed at the bottom of the table under "Other myLearn sites".

Alternatively, click the **Current Students link** at the top-right of the UNE Home page. On the Current Students page, click the **myLearn** icon to log in with your **UNE username and password**. In myLearn, click the **My Sites** link at the top-right to access your sites.

Learning Online at UNE

Learning Online at UNE has a range of information and training tools to assist students to master the arts of online learning. This valuable resource features information about: using **MyLearn** and other UNE learning technologies; using UNE's website and course and unit systems; and a wealth of other helpful introductory information.

The Law School assumes that you understand how to use its learning technologies. Please take the time to review these materials before you start your studies. Continuing students are advised to refresh their skills.

If you have difficulties with these centralised UNE resources (they are not managed by the Law School), you should contact the UNE IT Service Desk, for advice and technical assistance:

1800 763 040 or (02) 6773 5000
servicedesk@une.edu.au

Online learning in Law School Units

MyLearn

Your Law School units will become visible in your MyLearn dashboard one or two weeks prior to the first date of the teaching period (depending on the unit). Familiarise yourself with all aspects of your Law School MyLearn site: left/centre/right block menus, links, icons and resources.

Although the MyLearn sites open before the trimester commences, some content and features will not be available until after Week 1, so do not assume that everything is there on Day 1 of the Trimester. You are expected to engage with content regularly, weekly at least. Please do not contact the Unit Coordinator until Week 1, which is when teaching formally commences in the unit.

Note: Whilst all UNE Schools use MyLearn, there may be differences between disciplines in how information in a Unit is presented and organised. If you are studying or have studied a Unit in another UNE School, please do not assume that MyLearn will be the same in the Law School.

ZOOM and ECHO360

The Law School uses ECHO360 to conduct online Lectures and ZOOM to conduct online Tutorials. These can be accessed via each unit's MyLearn site. More information about how to use these resources is available at [Learning Online at UNE](#).

IT Support for students

Full details are available on the [IT Support site](#) for students.

For all IT technical issues please contact the IT Service Desk at: [Service Portal](#) to log a request.

+61 (2) 6773 5000 or toll-free 1800 763 040
servicedesk@une.edu.au

During the trimester and intensive schools:

- Monday to Friday: 8:30am to 8:00pm
- Saturday and Sunday: 9:00am to 5:00pm

Please Note: In-person support is available in Dixson Library:

- Monday to Thursday: 9:00 am to 8:00pm
- Friday to Sunday: 9:00 am to 5:00pm

Timetables

On-campus

All UNE class timetables may be viewed [here](#). Some Law School units have multiple tutorial times listed as options – check with your unit coordinator if all sessions will be offered.

Online

Your Law School Unit Coordinator may offer Online tutorial sessions via MyLearn and 'ZOOM'. Times and details of these will be provided directly by your Unit Coordinator.



Intensive Schools

Some law school units offer intensive schools. These involve from one to four days of **non-mandatory** classes, possibly including tutorials, seminars, workshops and other exercises. Intensive Schools are usually scheduled in weeks 7 or 8, and might be offered at Armidale campus or at UNE Sydney (located in Parramatta). In either case, a minimum number of participants is required for the Intensive School to proceed – students must inform the Unit Coordinator of their participation. Students should NOT make travel arrangements until the intensive school is confirmed, which will be in week 4.

The information and dates for unit intensive schools are listed in the unit information in the **Handbook**.

Intensive schools in the Law School are **non-mandatory**.

Law School unit textbooks: Prescribed and Recommended

An essential part of ‘getting started’ is to get textbooks organised early for each unit. Information about prescribed and recommended texts for Law School units is published on the **Handbook** approximately 8 weeks before start of trimester. Do a quick search for your individual unit codes, e.g., LAW100, double click on ‘LAW100’ and the prescribed text will be in the lower section of the unit information. Texts and Resources are also listed in the UNIT OUTLINE on each unit’s MyLearn site.

You are required to have access to all PRESCRIBED Texts and resources for each unit from the start of the Trimester. Recommended Texts are optional. Textbook information, including options for purchasing the text, is available **here**. A range of online retailers can be found with a search engine.

We recommend organising your texts well in advance, as some texts may take time to be delivered. If you are having trouble getting the PRESCRIBED text/s by Week 1, contact your Unit Coordinator.

We do not recommend that you use past editions of prescribed textbooks. New editions are published because of changes in law or in important legal analyses. This means that prior editions are no longer current and may not be appropriate for you to use. Page reference numbers provided in the unit will not match. If you use a previous edition, you do so at your own risk.

Reading List ‘Reading List’ is a readings management platform used by UNE’s Library and accessed via each unit’s MyLearn site. Some units do not have a prescribed ‘textbook’ but use the READING LIST for both prescribed and recommend readings. Other units also use the READING LIST to supplement the prescribed text. READING LIST is accessed via the home block of each unit’s MyLearn site.

AGLC4 – Australian Guide to Legal Citation

AGLC4 is a **Prescribed Text** for all students in Law School units.


Referencing is an essential academic skill. In law, referencing serves two purposes;

- Referencing supports your arguments by giving it appropriate legal or other authority; and
- It gives credit to the work of others that you have relied on in preparing your work.

Any work you submit for assessment must be referenced in accordance with academic standards. The Law School uses the **Australian Guide to Legal Citation (4th ed) –‘AGLC4’**, Melbourne University Law Review Association Inc., Melbourne, 2018, as the standard for referencing in all Law School assessments.

You can download a free PDF version of **AGLC4** or purchase a hardcopy via UNE's **book shop**.

The Law School has a special tool to teach you how to use the AGLC4 – the Academic Integrity and Referencing Learning Instrument (AIRLI) for Law. More information about AIRLI is provided in the section: 'Academic Integrity for Law School Students'.



Academic Integrity for Law School Students

AIM and AIRLI Badges

Academic Integrity is **essential** for all university students, and even more so for students in the Law School due to the potential implications for professional admission.

Consequently, all students in Law School units are required to obtain two Academic Integrity badges: AIM & AIRLI - **prior to submitting any assessments** in your first units.

The UNE MyLearn assessment submission system will prevent you from submitting an assignment until you have the TWO BADGES. Once earned, the BADGES remain on your student profile and apply to all units offered by the Law School for the duration of your course, so you only need to do each BADGE once, at the beginning of your studies.

AIM

All UNE students in all Schools and Courses must complete and earn the BADGE for the UNE **Academic Integrity Module (AIM)** before any UNE assessments can be submitted. Students are required to score at least 80% in each quiz.

Completing **AIM** should take approximately 2.5 hours.



AIRLI

The Law School has an additional requirement, the **Academic Integrity and Referencing Learning Instrument (AIRLI)** for Law. You *must* have access to **AGLC4** in order to complete AIRLI. AIRLI is a **self-guided learning tool** with individual modules that help you to develop your skills and understanding of the Law School's expectations about academic integrity and referencing. Completing AIRLI and earning the BADGE is **mandatory** for all students enrolled in Law School units. You must have your AIRLI BADGE prior to submitting your first assignment in the Law School.



You should allow 2-3 hours to complete all modules of AIRLI, but you can also complete and save individual modules, then return and complete AIRLI over a period of time. You will see a Progress Bar that indicates the modules you have completed.

We cannot stress enough the importance of referencing and academic integrity for students in Law School units, as there are significant consequences for breaches of academic integrity. See *Academic Misconduct* in this Law School Student Essentials.

Academic Integrity and Generative AI for Law School Students.

Academic Integrity and Generative AI

Students should be aware that **the use of generative AI to create assessment content remains prohibited** unless explicitly requested, or stated as permitted by your unit coordinator. The School still requires students to write their own original content. Written communication skills remain important for graduates even in this new age of AI.

New detection tools have been developed by Turnitin and others to identify output from generative AI and they are being used in all UNE units. It is possible that at some point in the near future, these tools will be used retrospectively to analyse your work from previous trimesters. In the past, students have had their unit grades and/or degrees revoked due to retrospectively identified cheating, and we do not want any of our current students to face similar consequences.

As you are aware from AIRLI and AIM, it is imperative that the work you submit be your own. Therefore, you are urged to exercise extreme caution when considering the use of generative AI tools.

Please contact the Unit Coordinator if you have questions about whether you can use generative AI in a particular assessment piece.

Academic Misconduct

The **Student Academic Integrity Policy** imposes an obligation on unit coordinators to report suspected Academic Misconduct to the School's Academic Integrity Officer. A suspected matter will be formally investigated and a student may be interviewed. The university keeps a record of these investigations.

Any allegation of Academic Misconduct that is made against you (of which plagiarism is just one form) together with its resolution, must be reported to the Legal Practitioners Admissions Board when applying for admission to legal practice in any state or territory in Australia. Failure to fully disclose these matters results in adverse professional consequences, ie, a graduate might not be able to be admitted to legal practice.

Academic Integrity Website

A new website has been developed as a resource hub for both staff and students. It has a range of useful information, educative resources and guidance on key topics and will continue to be developed over time. It can be found at **une.edu.au/academicintegrity**

Law School Student Checklist

New Law School students

Before week 1 of the Trimester

Read this UNE Law School Student Essentials

Engage with orientation – MyLearn site:

‘UNE101’ Including *Law & Legal Studies* module

Check MyUNE access to:

- MyLearn, and
- Your email for all UNE communication, ‘username@myune.edu.au’.

All Students every Trimester

Before week 1 of the Trimester

- Be Enrolled in your UNITS
- Have TEXTBOOKS and RESOURCES
- Download AGLC4-Australian Guide to Legal Citation, 4th edition
- Bookmark LAW LIBRARY website
- Check out LAW SKILLS HUB - and return regularly
- Go to UNIT MyLearn sites
- Read UNIT OUTLINES in MyLearn
- Understand ASSESSMENT requirements and note DUE DATES
- Build a study plan based on assessment requirements and due dates in all units
- Obtain TWO BADGES for Law School students (*must* be completed before assignments can be submitted)
 - UNE’s **AIM: Academic Integrity Module**
 - Law’s **AIRLI: Academic Integrity and Referencing Learning Instrument for Law**
- Do PREPARATORY READING for Week 1 (check the Unit Outline)
- Plan your time and study space to be a PROACTIVE LEARNER

Week 1 of the Trimester

- Attend or access all TEACHING AND LEARNING ACTIVITIES, e.g. Lectures, Tutorials, MyLearn Forums
- Read this LAW SCHOOL STUDENT ESSENTIALS again
- Read UNIT OUTLINES again
- Familiarise yourself with resources in your MyLearn sites
- Follow-up any outstanding administrative matters, including if you want to **change/add a Unit** (Monday Week 2 is deadline)
- Attend PASS@UNE, if it is offered for your unit

Note: you can *withdraw* from a unit without academic or financial penalty up to the CENSUS DATE, Monday Week 5 of Trimester 3, but cannot add a unit after Monday Week 2.

Week 2 onwards

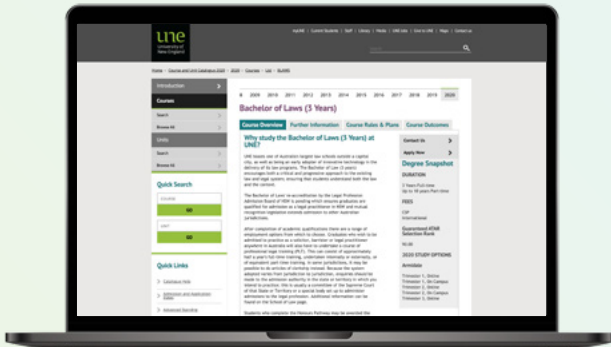
- Access resources, read, prepare *ahead* of Lectures, Tutorials and Assessments
- ENGAGE with the Unit
- Seek HELP early
- Complete a Try-It-Out exam, to check that your internet connection & computer can support your exam.

Steps to Success – Your UNE Law School

Structuring Your Study – Your Course

The Handbook is your starting point for information about your Law School Course and units. You can access the [Handbook here](#).

Your Course, sometimes also called your ‘Degree’, is made up of:



Core Units

Core Units are compulsory, you must do all of these.

Listed Units

Listed LAW units chosen from our suite of offerings

Elective Units

Depending on your Course, you may also have ELECTIVE units – units offered by UNE Schools other than the Law School.

Type your course name into the Handbook, then, on the left-side menu, scroll down to ‘Program of Study’. The link takes you to the full list of Core and Listed Units for your Course. The next menu item is suggested ‘Course Plans’.

Schedules of offerings for Core and Listed Units are also available on the Law School’s website and below in the Law School Student Essentials from page 22. These are organised by trimester and show the planned offerings for the current year and one or two years ahead (respectively) in a single page view.

Course Plans

You are strongly encouraged to follow the order of units suggested in your Course Plan, as it represents the different requirements of 100, 200, 300 and 400 level units, in terms of the skills required. Some units require knowledge and skills developed in earlier units, so be mindful of the *prerequisites* and *co-requisites* for units – credit points (cps) and any specific units expected to have been completed. If you need to adjust your Course Plan, and there are some valid reasons to do this (see *Managing your Workload* in this Student Essentials), consider the Trimester of unit offer, and aim to complete units as close as possible to the order suggested.

To assist with this, you can, in the first instance, seek advice from Student Success via [AskUNE](#).

You can also seek advice from the Law School's First Year Advisor,

Ms Nola Holmes:
nola.holmes@une.edu.au
61 2 6773 2181

Listed or Elective Units

Depending on your Course, there may be choices to develop particular areas of interest through your selection of LISTED or ELECTIVE Units. The Law School has a range of LISTED UNITS which are offered across different Trimesters and most only in alternate years.

To assist with your forward planning, you can view the currently scheduled LISTED UNITS for the next two years [here](#) (select the Listed Units tab) and below. The offerings schedule is subject to change, so check each year and trimester and confirm on the [Handbook](#).

All Law Units

Another way to view *all* LAW units offered in the current year is to go to the [Handbook](#) and type in 'LAW' (no number code) in the unit quick search box. This shows all units in which 'Law' is mentioned: code, title or content. Scroll down under the few units from other areas that mention Law (e.g., Law and Ethics in Health Care) and you will see a green tab 'LAW' under which all the LAW coded units offered by the Law School in the current year are listed. You can see when each is offered and then click the link to individual unit codes for more information.

Honours

For Bachelor of Laws (LLB) students who are achieving strong results, the HONOURS program might be of interest. HONOURS is available (by application) to further develop skills in legal research, writing and critical analysis in a specialist knowledge domain by submission of a supervised Thesis. Our Honours program is embedded (integrated) into the Bachelor of Laws course. That means it is not an additional year of study as required for many other Honours programs.

For further advice about eligibility and the application process, whether you are enrolled in Rule A or Rule B, please make contact via [AskUNE](#). Students enrolled in the LLB via Rule B might be able to transfer into Rule A to facilitate undertaking Honours. More information about HONOURS is available in the Bachelor of Laws information in the [Handbook](#) – scroll down under Course Rules & Plans. There is also a dedicated HONOURS tile in the Law Skills Hub with an Information video and sample theses.

Transition to New Bachelor of Laws (LLB) Curriculum – 2020

If you commenced the LLB in or since 2020, there is nothing you need to do; your course plan is based on the new curriculum with the new units.

For students who commenced the LLB in or before T3 2019, you should access the **Curriculum Review Transitional Information** to check the transitional arrangements to ensure you complete the mandatory content of the ‘Priestley 11’ required academic legal topics. You *do not* need to formally apply to change courses to the new 2020 LLB curriculum. Please just select the relevant new core LAW units at appropriate points in your course plan.

If you are unsure or would like advice specific to your circumstances contact **AskUNE**.



UNE Law School Core Units

Trimester 1

LAW100	Foundations of Law
LAW101	Law in Context
LAW102	Legal Professional Skills
LAW131	Torts Law
LAW162	Criminal Law
LAW283	Property Law
LAW313	Evidence and Proof
LAW351	Corporations Law
LAW399	Constitutional Law
LAW480	Remedies and Advanced Legal Skills
LAW499	Technology and the Law

Foundation Units offered every trimester T1

Trimester 2

LAW100	Foundations of Law
LAW101	Law in Context
LAW102	Legal Professional Skills
LAW172	Contract Law
LAW283	Property Law
LAW310	Civil Dispute Resolution
LAW320	Professional Conduct
LAW340	Equity and Trusts
LAW400	Administrative Law
LAW480	Remedies and Advanced Legal Skills
LAW499	Technology and the Law

Foundation Units offered every trimester T2

Trimester 3

LAW100	Foundations of Law
LAW101	Law in Context
LAW102	Legal Professional Skills
LAW131	Torts Law
LAW162	Criminal Law
LAW172	Contract Law
LAW313	Evidence and Proof
LAW351	Corporations Law

Foundation Units offered every trimester T3

UNE Law School Listed (Elective) Units 2024

Trimester 1

LAW164	Law and First Peoples of Australia
LAW157	Alternative Dispute Resolution
LAW301	Succession Law
LAW306	Law Experiential Learning
LAW352	Taxation Law
LAW314	Advanced Criminal Law
LAW315	Criminal Sentencing & Punishment
LAW319	Children's Law
LAW338	Biotechnology Law

Trimester 2

LAW157	Alternative Dispute Resolution
LAW270	Interviewing for Advocacy
LAW301	Succession Law
LAW306	Law Experiential Learning
LAW308	Employment Law
LAW493	Advanced Taxation Law
LAW250	Elder Law
LAW342	Medico-Legal Issues
LAW366	Social Media Law
OSSE300	Study Tour – Taiwan

Trimester 3

LAW306	Law Experiential Learning
LAW361	International Law
LAW370	Family Law
LAW206	Corporate Social Responsibility & the Law
LAW260	World Legal Systems
LAW316	Commonwealth Criminal Law
LAW323	Intellectual Property Law
LAW325	International Trade Law
LAW379	Commercial Law
OSSE300	Study Tour – Bangladesh

Units offered annually T1

Units offered alternate years T1

Units offered annually T2

Units offered alternate years T2

Units offered annually T3

Units offered alternate years T3

All unit offerings are subject to change based on teaching availability and student demand.
Please confirm on [UNE Handbook](#).

UNE Law School Listed (Elective) Units 2025

Trimester 1

LAW164	Law and First Peoples of Australia
LAW157	Alternative Dispute Resolution
LAW301	Succession Law
LAW306	Law Experiential Learning
LAW352	Taxation Law
LAW201	Sports Law
LAW261	Criminal Procedure
LAW343	Contemporary Issues in Health Law
LAW455	Jurisprudence

Trimester 2

LAW157	Alternative Dispute Resolution
LAW270	Interviewing for Advocacy
LAW301	Succession
LAW306	Law Experiential Learning
LAW308	Employment Law
LAW493	Advanced Taxation Law
LAW326	Human Rights
LAW341	Environmental Law
LAW365	Gender and the Law
LAW375	Australian Competition & Consumer Law

Trimester 3

LAW306	Law Experiential Learning
LAW361	International Law
LAW370	Family Law
LAW207	Water Law & Governance
LAW318	Law of the Sea
LAW345	Animal Law
LAW346	Law & Crisis: Use of Emergency Powers
LAW349	International Environmental Law
LAW391	International Criminal Law

Units offered annually T1

Units offered alternate years T1

Units offered annually T2

Units offered alternate years T2

Units offered annually T3

Units offered alternate years T3

All unit offerings are subject to change based on teaching availability and student demand.
Please confirm on [UNE Handbook](#).

Managing your study

UNE operates on a trimester system - three LAW units per trimester amounts to a full-time load. **To pass a unit, you need to spend at least 150 hours of study across the trimester, which equates to a minimum of 11 hours per week**, depending on pre-existing skills and knowledge. We think it's prudent to allow 40 hours of study per week to successfully complete three LAW units.

Bearing this in mind, please carefully consider how many units you enrol in each trimester, especially when you commence your course, and especially if you are working or have family responsibilities. Studies in Law are more time consuming than other disciplines because new cognitive skills are being developed. There is also a significant amount of reading of dense materials, requiring intense concentration. There is no avoiding it – no matter where you study law, it is an inherent part of the disciplinary requirements for this accredited degree program. Even if you have studied at tertiary level before, expect to spend considerably more time on content and assessments in Law School units.

Please note that Law has only a single week mid-trimester non-teaching period (also known as the Assessment and Intensive Period), not the two weeks indicated in UNE's Principal Dates.

Maintaining Satisfactory Progress in your course

It is very important to ensure you enrol in the number of units that you can successfully complete, having regard to the need mentioned above to spend 150 hours of study (at least) in each unit and having regard to your work and family responsibilities. Please carefully assess this every trimester. If you are uncertain you can successfully complete a unit, please formally withdraw from the unit **before** census.

It is important that you maintain 'satisfactory progress' in your course. **Please read the Student Support Policy.**

If you are at risk under this policy (ie, approaching the low completion rate), and need further assistance, you may **book an online appointment with Student Outreach.**

UNE Principal Dates

You must also consider your work, life and study commitments in conjunction with the UNE Calendar for all teaching period and Trimester dates, including start and finish dates, teaching period breaks, examination periods and the last day to enrol or withdraw from a unit without academic or fee penalties. This information is available through the UNE **Principal Dates.**

When enrolling in T3, please bear in mind that seasonal religious and family celebrations might interfere with study plans.

Calendar

The calendar for law permits up to 12 teaching weeks, but not all units will have 12 weeks of classes. Details about how the calendar works in the context of particular units will be in the Study Timetable in the Unit Outline.

Your First Trimester/Year

In your first year at UNE please bear in mind that you will need additional time to familiarise yourself with UNE systems, learn how to access resources, comply with course and unit requirements, and learn how to incorporate study into your wider life commitments. All of this takes time – some students have estimated the amount of time to achieve this at the outset of a degree as equivalent to an additional 'unit'.

It is important to take seriously that each unit is *a minimum of 150 hours per trimester (excluding exams)*. You should allocate at least *11 hours per week for each LAW unit*, possibly more when preparing assessments. When considering how many Law School units you can study, be honest with yourself about how you can allocate your time each week.

Many students wisely decide to reduce the number of units studied in their first trimester, or year, while they learn about what is a manageable workload. This reflects both positive management skills and strategic decision making. Remember, Course Plans provide a *suggested order* of units and for convenience, offer Full-time or Part-time suggestions, but how many units you do each trimester is flexible, and can be designed to meet your needs. However, you should keep in mind any external requirements you need to satisfy regarding full-time or part-time student status across an academic year, e.g. Centrelink, Scholarship, employer sponsorship, etc. This is your responsibility. If you are unsure of your status, contact Student Success or via [AskUNE](#).

If you decide to reduce your number of units by withdrawing from a unit/s, then consider:

- **Pre/co-requisite units:**

Is a unit required in order to study another unit this or next trimester?

- **Census date:**

The Census date is the last day to withdraw without academic penalty and financial commitment for a unit. – this is the last day to withdraw without academic penalty and financial commitment for a unit.

Note: Students can also withdraw without academic penalty up to Week 10 (T1/T2) and Week 7 (T3), but the financial commitment for the unit is still binding (without extenuating circumstances).

Academic Support

As a Law School student, you can access academic help to manage your study. Details about that are below, under ‘Supporting Your Learning’.

Other Support

- **Student Accessibility and Wellbeing Office (SAWO)**

UNE offers inclusive, supportive learning environments for our diverse population of students, many of whom have a range of circumstances including disability or medical conditions that may have a temporary or ongoing effect on their study and progress. ‘Reasonable adjustments’ might be available. Contact [UNE’s Student Accessibility and Wellbeing Office \(SAWO\)](#) unit for more information.

This may include being issued with a Study Access Plan (‘SAP’) and if so, you should then contact the [Law School administration team](#) for assistance in implementing your SAP within specific Law School requirements.

Students who have a SAP are able to first apply for the general 7 day extension. After 7 days a student’s SAP adjustments will come into effect, however the maximum time that can be granted in total is 20 days. Students on a SAP must still apply for any extension via the AskUNE extension form, and if applying for more than 7 days, attach their SAP as supporting documentation.

- **Ooralá Aboriginal Centre**

The [Ooralá Aboriginal Centre](#) is a study support and advisory centre for all Aboriginal and Torres Strait Islander students in UNE courses.

Aboriginal and Torres Strait Islander students can obtain tutorial support for Law School units through the TTA scheme.

- **International Students**

[UNE International Services](#) is the link between the administrative and academic functions at UNE and provides support for international students. The Law School is occasionally able to offer on-campus discipline-specific language assistance for our international students.

Towards Graduation

As you progress through your studies, the [UNE Law School](#) offers many professional and personal development opportunities, so try to access these whenever possible. We look forward to celebrating your course completion with you, and invite you to remain a member of the [UNE Law School Community of Practice](#) and through [UNE Alumni](#).

Supporting your learning

Academic Support

- **First Year Advisor – Law:**
Help with ‘getting started’ as a Law School student, study skills in Law, strategies for success, and advice on UNE resources.
nola.holmes@une.edu.au
- **Academic Skills Office – ASO:**
Extensive online resources, all disciplines
www.une.edu.au/aso

Law Skills Hub

Every Law School unit’s MyLearn site has a link to the **Law Skills Hub** – look for the ‘big blue brain’. The Law Skills Hub provides you with centralised resources for basic skills required to be ‘a Law/Legal Studies student’. It is important to understand that not all learning resources are delivered within Units. Learning resources which are important for all Law units are delivered here. Conveniently grouped in categories, you will access multiple layers of assistance from general summaries to videos, exercises, PowerPoint presentations, book and other extracts dealing with each of these Law Skills categories. Access the internal links to make full use of additional information and interconnecting resources.

Unit coordinators expect all students to regularly use the Law Skills Hub.

Key areas are:

- Study Skills – general
- Reading for Law
- Writing for Law
- Legal Research
- Referencing for Law
- Law Assignments (includes samples)
- Examinations for Law
- Useful Resources
- Law School Essential Information

More resources are regularly added, so keep checking for more help with your own development in ‘Law Skills’.

You can also access the **Law Skills Hub** via the Law School website, the Law Library or the UNE Academic Skills Office (**ASO**) ‘Workshops and Courses’ scroll down right side menu to ‘Subject Specific Writing Workshops’.

The first time you enter the site select the ‘self-enrol’ button, but after that your access will be automatic.

PASS@UNE

Some law units offer PASS@UNE. This is an academic assistance program with a focus on traditionally difficult units that students are likely to encounter early in their studies. PASS stands for “Peer Assisted Study Sessions” and aims to support learning through student-facilitated study sessions and contributing to a sense of belonging to the UNE community.

PASS involves regularly-scheduled, out-of-class, peer facilitated study sessions which are open to all students and are attended on a voluntary basis. These sessions are run weekly for specific units - usually as a 1 hour shared study session. They are held online via Zoom, so that a combination of on-campus and online students can attend and these sessions are not recorded.

The PASS@UNE leaders who facilitate these sessions are UNE students who performed very well in the subject in the previous year. The PASS@UNE leaders help students explore study strategies as they review content material. By attending PASS, students have an opportunity to engage with the unit material and to build a study-community with their peers.

Peer Academic Mentoring (PAM)

From Trimester 1, 2024 all law students in any unit/year, will have the opportunity to engage with Peer Academic Mentoring (PAM). This initiative provides students with a real-time, one-on-one conversation with an experienced law student throughout the week. Serving as a valuable sounding board, PAM offers targeted guidance on utilising UNE student resources and assists in navigating study challenges. By fostering a peer-to-peer connection, it aims to alleviate the sense of isolation commonly experienced by students in online study. The approach mirrors that of PASS, by focusing on guiding students towards finding their own solutions, rather than re-teaching concepts. For further information, email peeracademicmentor@une.edu.au or search "Peer Assistance" on the UNE website.

UNE Library

Law is a specialised discipline in which students must develop independent research skills. The Law changes all the time, so legal research skills are required throughout your career. UNE has a dedicated **Law Library** in the Economics Business Law Building and online to assist students with the requirements of legal study. It is part of UNE's larger **Dixson Library**.

Familiarise yourself with both UNE Library sites – the earlier the better, and often – as you must use them regularly in your learning journey. Librarians are available to advise you with search strategies, using databases and information tools, borrowing books and obtaining copies of articles. Some assistance for specific assignment research may also be provided.

Hard-copy Library material that is not available electronically can be mailed to online students. However, you may find it useful to talk online with the librarian over online chat.

Details about the many ways to contact a librarian are available on the **Law Library Webpage**. You might prefer to book a one-on-one phone or online Zoom appointment with your Law Librarian, Dr Gilbert Meyns, via the **online booking form**.

Legal Research Videos

There are videos with accompanying text on how to access cases, legislation, and secondary material, accessible from the relevant tabs on the **Law Library** webpage.



Your Assessments

Different types of Assessments are used in Law School units and may include online quizzes, tutorial or forum participation, written assignments (many types), video or Zoom presentations and, of course, examinations – and there are various different types of these. The **Unit Outline** provides details of Assessments including **marks/weight** allocated and **due date**.

If an Assessment is indicated as compulsory: **‘Must Complete - yes’**, and you do not complete and submit that task, you will fail the whole unit, even if other tasks have been completed successfully, and even if your overall mark is over 50. Your result/grade will be ‘NI’ (Fail Incomplete). If an assessment is not compulsory: **‘Must Complete - no’**, but has marks allocated to it, and you do not complete it, the marks for that assessment will be foregone but you can still pass the unit, provided you achieve overall marks over 50.

It is recommended that you complete all assessment tasks that have a mark/weight allocation.

Further details about a unit’s Assessments, including links to Quizzes, are available in the **Assessment** tile on each unit’s MyLearn site.

Written Assessments

These are the most frequently used forms of Assessment in the Law School. The [Law Skills Hub](#) contains extensive information about ‘Writing for Law’ and ‘Law Assignments’, including some samples. All Unit Coordinators expect students to access that information.

Style Guide for Assignments

Law School assignments must comply with our UNE Law School Style Guide. Formatting documents according to formal specifications is a requirement, for example, for all court documents. The Style Guide for Assignments is available in the Law Skills Hub – [Law Assignments](#).

Blind Assignment Marking Pilot

In Trimester 1 of 2024, the UNE School of Law will be running a pilot of blind assignment marking. Blind assignment marking is a process where the identity of the student is concealed from the marker during the evaluation process. The trial aims to enhance the transparency and objectivity of our assignment procedures. Students will be asked to ensure that their name and student number does not appear anywhere within their assignment or the file name.

To format your assignment to meet this new requirement, do not provide a title page. Instead, at the top of page 1, write the Unit Code, the Assignment Number and the Topic (if applicable, such as ‘LAW102 Assignment 1 - Topic Option B’). Ensure that your name and student number are not included in any footer or header with page numbers.

Word length and penalties

The Law School does **NOT** use the +/- 10% word count tolerance of some other disciplines.

Law School students are liable to a penalty if they exceed the maximum word length for an assignment **even if only by a few words**. The penalty is 5% of the total marks allocated to an assignment for every increment over the word length. Each ‘increment’ is one-tenth of the maximum word length or part thereof.

There is *no penalty* for an assignment being shorter than the maximum word count. However, if the assignment has significantly fewer words than the word count set for the task, it is unlikely to have covered all of the expected issues or to answer the question with the requisite degree of detail.

How is the Word Count calculated?

The Word Count includes everything in the paper except:

- Footnoted references, ie, that part of the footnote containing AGLC4 citation details, and
- the Bibliography or Reference List at the end.

If a Footnote includes content other than citations, or an Appendix appears at the end of the assignment, these should be included in the word count.

Acronyms

If you wish to use an acronym in your assignment, the full version in words of the expression should be used in the first instance, followed by the acronym in brackets. Use of acronyms should be reserved exclusively for those expressions commonly reduced to acronyms. Examples include NASA for National Aeronautics and Space Administration and the NSWCCA for New South Wales Court of Criminal Appeal. You can also abbreviate legislation with an acronym, e.g. *the Real Property Act 1900* (NSW) ('RPA') or as ('the Act'). Using made up acronyms (e.g. FCLOTRTP ('Foundational Concepts of Land Ownership: Tenures, Estates, Trust and Priorities')) to reduce word count is to be avoided as it impedes the readability of your assignment and, consequently, your mark.

See Law Skills Hub – [Law Assignments](#)

Referencing and Plagiarism

All Law School units use **AGLC4** - Australian **Guide to Legal Citation (4th ed)**. AGLC4 is a Footnote system.

Referencing is central to **Academic Integrity**. If assignments are not referenced correctly plagiarism may result, which is one form of **Academic Misconduct**. Your completion of both the **AIM** and **AIRLI** Badges is essential. You must also continually develop your knowledge of AGLC4 as you will need to source and apply the relevant AGLC4 Rule to any situation as you progress in your studies.

In all legal writing, it is important that the reader fully understands the extent to which you are drawing from a particular source.

A footnote is inserted into the text at all relevant places in your writing so that the full extent of your use of sources is clear. If your work does not acknowledge use of a source/s, ideas, statistics, data, images, words, and any other intellectual or artistic output, then you may have engaged in **academic misconduct**.

You can access specific information about **Referencing for Law** and other important resources, in the [Law Skills Hub](#).

Checking the Originality of your Assignment – TURNITIN

The work you submit must be your own, original work. UNE uses a software application called Turnitin as part of the online submission process to determine the originality of assessable work submitted by all UNE students. Turnitin checks the originality of your work by comparing text from your assignment against many billions of web pages, student papers and leading library databases and publications. Turnitin produces a report that will highlight any similarities detected.

Turnitin is also an educative tool you can use before you submit your assignment for marking, especially to help with your paraphrasing and referencing compliance. Before you take the final step of submitting your assignment to UNE for marking, you can use the Turnitin online 'Self check' process which generates an 'originality' report. [See instructions here](#). You may choose to amend your assignment based on information you receive in the report before you go back to your MyLearn unit and take the final steps to submit your assignment for marking.

Full details about how to understand and interpret the Turnitin report are [available here](#). Scroll down to **Checking assessments for originality**.

NOTE: The Law School is aware of online services offering to provide copies of previous assignments for UNE Law School units for a fee or 'swap' access. Please be aware that publication of UNE resources on these sites is a breach of copyright. Additionally, please be aware that submission of an assignment that even partially draws on another student's past work may result in a charge of **Academic Misconduct** being made against you.

Assignment Submission Method

Assignments must be submitted electronically via MyLearn. You are required to submit documents in Microsoft Word format. **Scanned documents, including PDFs, are not able to be read by markers using online marking technologies nor by Turnitin.**

Unless otherwise stated in a particular unit, assignments must be submitted by 23:59 AEST/ AEDT on the due date (Sydney time). Your assignment's upload is time and date-stamped automatically. You must take into account time zone differences as well as possible delays in the online submission process to avoid penalties for late submission.

Please ensure that your assignment is uploaded as a single document and that you finalise your submission properly (see **instructions** on how to submit your assignment). NOTE: there are

two final steps: '**Submit assignment**' and then '**Confirm**'. Once your submission is finalised, you are no longer able to amend the submission.

If you require assistance with the online submission of your assignment, contact the IT Service Desk on **02 6773 5000** or email servicedesk@une.edu.au.

If you are unable to submit due to an IT system or MyLearn problem at or around the DUE DATE and TIME, then email a copy of your assignment to your unit coordinator before the deadline (11:59pm), explaining the problem. You must still upload the same, emailed version of your assignment via MyLearn as soon as it is possible. Do not re-open, edit or re-save your assignment after emailing, or the 'file last modified' details will change.

Assignment Extensions

Time management is an essential professional skill. Students are expected to submit their assignment by the Due Date.

No extensions will be granted on Law assessments on the basis that AIM or AIRLI was not completed on time. Students are strongly advised to complete AIM and AIRLI well in advance of assignment due dates.

Applications for assignment extensions are processed centrally in the Law School, not by Unit Coordinators. All Law students MUST read the Law School **Assignment Extension Policy**.

Applications for assignment extensions must be made exclusively via the Law School online [Assignment Extension Form](#) available on all units' MyLearn sites and AskUNE.

Please do not approach your Unit Coordinator for an extension.

Applications for Long Extensions MUST have documentary evidence scanned and attached to the application.

The **Assignment Extension Policy** applies to written assignments submitted through the assignment e-submission process in MyLearn and audio/video assignments. It excludes group-work assignments and 'other' assessments, for example, Quizzes. Unit Outlines will indicate if any extensions for these 'other' assessments may be available and if so, under what circumstances.

Length of Extension: The standard period of time for an extension is 7 days, although further extensions may be awarded in serious extenuating circumstances up to a maximum of 20 days. Please note that if you submit after the approved extended due date, the late penalty schedule will commence from that extended date. Students should also be aware that where extensions are granted, this may jeopardise the possibility of obtaining marks and feedback before the exam period.


The Law School will not mark assignments submitted 10 or more days after the due date or extended due date, and in no case, will mark assignments submitted after results and/or feedback have been released to the unit cohort. This applies regardless of whether the student has applied for an extension, intends to apply for an extension or has been granted an extension. Marks and feedback are usually released 21 days after the due date.

Late Submission Penalties

A penalty of 5% of the total marks allocated to an assignment will be deducted for each day (or part thereof) that an assignment is not submitted past the due date. To give an example, an assignment that would receive 15/20 will only receive 13/20 if it is 2 days late.

Assignments received ten or more days past the due date or extended due date will not be marked and will receive the mark of zero. The submission of the assignment will however be recorded and count for purposes of mandatory assessment completion.

Marking and Assignment Results

Your work may be marked using the online marking software tool, Feedback Studio. Please view the [instructions](#) on how to view the graded assignment and comments, with particular note to click on the **small blue pen icon**  to open the documents for access to your individual feedback – essential for your academic development.

Marks displayed in MyLearn

Please be aware that marks for assessment tasks displayed through the MyLearn site are provided as a guide to your progress in the unit. These are not your official grades for the unit. Official results are only available following approval by the relevant School Examiners Board, and ratified by UNE's Examinations and Results, Student Success Directorate at the end of each teaching period.

Examinations

Please see [here](#) for more information about **UNE Examinations** including Timetables and Centres.

Types of Law School Exams

The Law School uses a range of exam types: Closed Book, Open Book and Take-Home. The **Law Skills Hub** provides information on how to prepare for each type of law exam.

The Law School's position is that exam tips - in the form of further detail indicating which specific topics are likely to be assessed - will NOT be provided, beyond the information already in the **Unit Outline**. The approach in core units is quite strict because of the School's accreditation (see pg 7).

Online exams: UNE provides its students with the opportunity to sit online invigilated (supervised) exams. They require a reliable internet connection that supports a webcam, as the invigilator observes the student to ensure

integrity in the exam. Further information about online exams can be found [here](#), and in **Unit Outlines**.

NOTE: The Law School expects students undertaking online exams to first successfully complete the ProctorU 'Try-it-out' exam.

Most Law units have a two hour and fifteen minute exam.

UNE Examination Periods

See **UNE Principal Dates**. You must ensure that you are able to sit an exam in the dates spanned by the Examination Period for each Trimester before you enrol in a Law unit. The release date for the final Examination Timetable for individual units each Trimester is available [here](#).

You will also be advised via MyUNE of individual exam dates, time and location and must ensure that you adhere to this information. Deferred exams are not granted to those who simply miss the time or venue of their exam or are busy on the date of the UNE exam.

Past Exam Papers

All UNE's Past Exam Papers have previously been accessed centrally through the UNE Library site, but this is changing. As a result some, not all, Law School units have past exam papers available in the **Law Skills Hub**.

There are no answers available for any past exams.

UNE Result Codes and Grading System

Here are the official UNE Grades and results codes.

HD High Distinction 85% and above	D Distinction 75 to 84%	C Credit 65 to 74%	P Pass 50 to 64%
<p>Excellent performance indicating complete and comprehensive understanding and/or application of the subject matter; achieves all basic and higher-order intended unit objectives and graduate attributes linked to the assessment tasks; minimal or no errors of fact, omission and/or application present; clear and unambiguous evidence of possession of a very high level of required skills; demonstrated very high level of interpretive and/or analytical ability and intellectual initiative; very high level of competence.</p>	<p>Very good performance indicating reasonably complete and comprehensive understanding and/or application of the subject matter; achieves all basic and most higher-order unit objectives and graduate attributes linked to the assessment tasks; some minor flaws; clear and unambiguous evidence of possession of a high level of required skills; demonstrated high level of interpretive and/or analytical ability and intellectual initiative; high level of competence.</p>	<p>Good performance indicating reasonable and well-rounded understanding and/or application of the subject matter; achieves all basic but only a few higher-order intended unit objectives and graduate attributes linked to the tasks; a few more serious flaws or several minor ones; clear and unambiguous evidence of possession of a reasonable level of most required skills; demonstrated reasonable level of interpretive and/or analytical ability and intellectual initiative; reasonable level of competence.</p>	<p>Satisfactory performance indicating adequate but incomplete or less well-rounded understanding and/or application of the subject matter; achieves many basic but very few or none of the higher-order intended unit objectives and graduate attributes linked to the assessment tasks; several serious flaws or many minor ones; clear and unambiguous evidence of possession of an adequate level of an acceptable number of required skills; demonstrated adequate level of interpretive and/or analytical ability and intellectual initiative; adequate level of competence.</p>

UNE Result Codes and Grading System

Here are the official UNE Grades and results codes.

N Fail Less than 50%	NC Compulsory Fail	NI Fail Incomplete	S or US Satisfactory or Unsatisfactory
<p>Unsatisfactory performance indicating inadequate and insufficient understanding and/or application of the subject matter; achieves few or none of the basic and higher-order intended unit objectives and graduate attributes linked to the assessment tasks; numerous substantive errors of fact, omission and/or application present; clear and unambiguous evidence of non-possession of most or all required skills; insufficiently demonstrated level of interpretive and/or analytical ability and intellectual initiative; fails to address the specific criteria; inadequate level of competence.</p>	<p>Failed an assessment component that must be passed in order to pass the unit. This grade is used when an assessment task, such as a final examination, that must be passed in order to pass the unit (as detailed in the Unit Requirements) has not been passed (resulting in a fail in the unit), but where the overall mark is 50% or higher.</p>	<p>Did not satisfy unit requirements. One or more mandatory requirements for the completion of the unit (as detailed in the Unit Requirements) were not fulfilled.</p>	<p>In some units, the grading system is organised on a satisfactory/unsatisfactory (pass/fail) basis. When this grading system is used the appropriate interpretive descriptors to apply will be those for the grade of at least Pass or Fail.</p> <hr/> <p>W Withdrawn</p> <p>The student withdrew from the unit without academic penalty.</p>

Trouble-shooting

What can I do if the unexpected happens?

In limited circumstances, the following special remedies are available at the discretion of the Head of School. The Head of School also has discretion to award a type of special remedy other than the one sought by the applicant.

Supplementary Exam

A "supplementary exam" is available if a student's final results in a unit fall between 45-49% in a unit with a final exam (whether online or take-home). In order to pass the unit the student must achieve at least 50% in the supplementary exam and have total marks in the unit of at least 50%. If the student passes, the maximum mark for the unit will be recorded as 50%. A student can only be awarded one supplementary exam for each unit. The supplementary exam must be taken during the early deferred examination period.

Special Consideration

If you submitted your assessment and/or attended your exam, and your performance was seriously affected due to circumstances which were beyond your control, then you may be eligible to apply for **Special Consideration**. Special Consideration means that your circumstances will be taken into account in the unit's overall result. Generally this will mean that your final mark for the unit is increased by a maximum of 3%. However, because of accreditation requirements, the mandatory Priestley core units must be passed on merit, (ie, based on performance in assessment only). If Special Consideration would take your final grade from a Fail (N) to a Pass (P) in a Priestley core unit, then the Special Consideration will be automatically converted to a Deferred Examination. You will be notified if your result falls into this category.

Deferred Examinations

'Special examinations' are now known as 'deferred examinations'. UNE expects that you will make yourself available for the examination period. If you are unable to sit your exam or if your performance in the exam was severely affected due to unforeseen circumstances beyond your control, you may be eligible for a **Deferred Examination**. A deferred exam is normally held in the final examination period at the end of the following trimester, but an Early Deferred Exam might also be available early in the next trimester.

If your application is approved, that approval is conditional. If your performance in assessment other than the exam makes it highly unlikely that you can pass the unit if you sit the deferred exam, a deferred exam will not be awarded.

Your application is subject to approval, so it is always best that you attend your examination if you possibly can.

Trouble-shooting

Special Extension of Time (SET)

Special Extension of Time: A 'Special Extension of Time' (SET) is to be distinguished from a routine Assignment Extension (details above).

A student who has been prevented through illness or other unavoidable and unforeseen circumstances from completing any assessment task, other than a formal examination, by the first day of the examination period may apply for a SET. **SETs are rarely granted in Law.**

Applications are granted at the discretion of the Course Coordinator (as the HOS delegate) and if approved, will likely result in the student receiving a new assignment question. The maximum time allowed for SET is the last day of the teaching period in the following trimester, however this decision is also at the discretion of the Course Coordinator. If you only require a routine extension during the teaching period, and the new due date does NOT extend into the exam period (even if your unit has no exams) then you should apply for a normal Assignment Extension through [AskUNE](#), rather than a SET.

Application Form

Soon students will be able to apply for special assessment provisions via a single unified application form in [AskUNE](#), replacing the previous PDF forms. They will have all their unit enrolment and assessment data pre-populated, and will be able to add multiple assessments and multiple units to the same application. This means that when students need support, a single quick and easy application has the ability to cover all their assessments.

The integration behind the new form also eliminates a huge amount of manual data entry, saving hundreds of hours of staff time (over a year, it is anticipated that this will save almost 1000 hours in the Exams & eAssessment team alone...!) and significantly improving turnaround time for students, who should receive responses in much quicker timeframes. It will also offer significant improvements in data accuracy, security and privacy.

Carry-forward of Marks

Marks for assessments that were passed in previous offerings may be carried forward at the Unit Coordinator's discretion where:

- a) the assessment is comparable to the assignment that students now enrolled will undertake;
- b) the re-enrolment has been timed as soon as reasonably possible and in any case, is within two years from the previous enrolment.



Withdrawal Without Penalty from Units

Census Date each Trimester is the last day to withdraw without *financial* penalty for a unit.

- Trimester 1 and 2: Monday of Week 4
- Trimester 3: Monday of Week 5

After that date, fees for the unit will be charged, even if you later withdraw.

Withdrawal without *academic penalty* can occur up to

- Trimester 1 & 2: Monday of Week 10
- Trimester 3: Monday of Week 8

Withdrawal after that date will result in a Fail Incomplete (NI) grade.

The **university calendar** each year indicates the final date for withdrawal from units.

Withdrawal Without Academic Penalty (WWAP) (financial or academic). Under extenuating circumstances, a student may be entitled for a Withdrawal Without Academic Penalty.

Students can apply for WWAP here.

Supporting evidence is required.

Appeals

Students wishing to lodge an appeal should consult the University's **Assessment Appeals Guidelines.**

Students wishing to make an appeal relating to unit assessment need to follow the procedure outlined in the above-mentioned Guidelines.

Other support services

Available to assist you throughout the course of your studies. Some of these services are outlined below:

First Year Advisors @ UNE

First Year Advisors are on campus to help you for all you need to know about:

- getting started;
- academic support available to you; and
- your own approaches to study.

Learning support

The Academic Skills Office (ASO) is UNE's learning support unit. The ASO has a wealth of print and online resources to help you with your academic study skills development or problems.

Aboriginal and Torres Strait Islander students

The Oorala Aboriginal Centre is a study support and advisory centre for on campus and online Aboriginal and Torres Strait Islander students at UNE.

Aboriginal and Torres Strait Islander students can obtain tutorial support through the TTA scheme.

International students

International Services provides support for international students and provides a link between the administrative and academic functions at UNE.

AskUNE

If you have questions that are not answered by this booklet, go to AskUNE. At AskUNE you can find answers to many common enquiries or submit an enquiry of your own by clicking on the 'Contact Us' tab.

Help with MyLearn issues

Visit the above link and explore the excellent resources there including how get started on MyLearn, information on assessments and links to the Academic Integrity Module.

Help with computer problems

If you have any questions about computer-related matters, contact the IT Help Desk (02) 6773 5000 or 1800 763 040 (this is a free-call number if you are calling from a landline, but call charges to 1800 numbers from mobiles vary depending upon your mobile service provider) servicedesk@une.edu.au

Advocacy and Welfare for Students

Offers independent information, advocacy and referral across a range of issues – both personal and academic – regardless of whether you are an on-campus or online student

Accessibility and Wellbeing for all Students

Providing practical assistance and advice to students who may have a disability, health condition, access needs or equity support

UNE Employability & Careers

If you would like to access the Careers Toolkit or need assistance with transitioning from study to employment.

Student Grievance Unit

For complaints, compliments and feedback.

Student Services

For information from admission through to graduation, contact Student Services.

Counselling and Psychological Services (CAPS)

For both online and on campus students, you can make an appointment with professionally qualified and registered psychologists. Students can speak with CAPS about both personal and study related concerns.

Elite Athlete Support

For students who are recognised as elite athletes but also want to study whilst perusing a sporting career.

Insiders Guide (UNE Blog)

Keep up-to-date with all the news and events at UNE. The UNE Blog also has tips, opportunities and other important information for students.

Regional Study Centres

Visit the website for a full list of Study Centres and their facilities.

Residential services

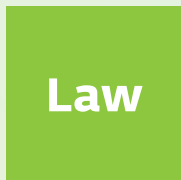
Living on campus provides great opportunities for our students. Visit the website for the full-range of accommodation options.

UNE Life

This area is responsible for many of the services and amenities that contribute to the 'student experience'. Their website has a range of information on sporting clubs, Safety and Security, events and much more.

UNE Medical Centre

Clinical service for students, staff and wider community.



+61 02 6773 4578 | une.edu.au/law | law.enquiries@une.edu.au

[linkedin/unelawschool](https://www.linkedin.com/company/unelawschool) | [facebook/unelaw](https://www.facebook.com/unelaw) | [youtube/UNE Law School](https://www.youtube.com/channel/UC...)

2024-Trimester 2, 29/05/2024

University of New England CRICOS Provider Number 00003G